



Healthcare Veterinary Research Manufacturing Support Resources

View Products


Contact

## Andersen’s Smart Start Guide

Anprolene AN75i & AN75j  
EOGas 4 featuring FDA-Cleared 3- and 6-Hour Cycles


We understand that setting up a new sterilizer can seem intimidating. To that end, we have curated valuable content to help you navigate the process quickly and smoothly. To access content, click the icons below.

### Applies To Any Andersen Sterilizer




**OSHA GUIDELINES**  
Take a moment to review OSHA guidelines related to occupational exposure to ethylene oxide.

[Learn more →](#)




**MONITORING BADGES**  
Access step-by-step directions on setting up your AN94 Vapor-Trak Monitoring Badge.

[Learn more →](#)



**FREE OPERATOR TRAINING**  
We provide FREE Key Operator Training for the life of a sterilizer and are available to train new staff.


[Learn more →](#)



**DOWNLOAD/PRINT SDS**  
Take a few minutes to access carefully curated resources, which include the EO Safety Data Sheet.


[Learn more →](#)

### AN75i & AN75j




**UNBOXING AN75**  
This short video will guide you through the unboxing process, making setup as smooth as silk.

[Watch →](#)




**INSTALLING AN75**  
These instructions guide you in the installation of your AN75 sterilizer.

[Learn →](#)



**CHANGING DEFAULTS**  
Access step-by-step instructions for changing the 12-hour cycle default on your AN75 sterilizer.


[Learn more →](#)



**OPERATING AN75**  
It's easy to operate our AN75 gas sterilizers. Let us show you how. Also, download our AN75 brochure.


[Start →](#)

### EOGas 4




**UNBOXING EOGAS 4**  
Watch how we unbox the EOGas 4 3- and 5-hour sterilizer.

[Watch →](#)




**INSTALLING EOGAS 4**  
These instructions guide you in the installation of your EOGas 4 sterilizer

[Install →](#)



**OPERATING EOGAS 4**  
It's easy to operate our EOGas 4 sterilizer. Let us show you how!

[Learn more →](#)



**EOGAS 4 BROCHURE**  
Learn more about the features of your EOGas 4 3- and 5-hour sterilizer.

[Download →](#)

Download our [Ethylene Oxide Fact Sheet](#).

### Preventative Maintenance

Andersen Sterilizers has put together a top-notch team of expert field service technicians whose mission is to help you protect your investment. Our technicians are highly skilled and experienced in servicing Andersen’s state-of-the-art ethylene oxide sterilizers. Technicians can be reached 24/7 and go above and beyond to meet your needs promptly and efficiently. With attention to detail and a commitment to excellence, our exceptional technicians deliver unparalleled service and solutions. To learn more, visit [sterility.com](#) or contact us at **336.376.8622**. Download our Field Service Flyer.

Field Service Flyer

#### Expert Guidance for Your Needs

Tell us a bit about your sterilization needs — our experts will guide you to the right EO solution.

Contact

Learn More

Protect your patients. Preserve your instruments.



US Headquarters  
Andersen Sterilizers, Inc.  
Health Science Park  
3154 Caroline Drive  
Haw River, NC 27258-9564

US Distributors  
International Offices & Distributors

Industries  
Healthcare  
Veterinary  
Research  
Manufacturing

Products  
News

Support  
Field Service  
Emergency Support  
Contact Us  
Careers

Legal  
Privacy Policy  
Cookies  
Licenses